

ONE DAY WORKSHOP ON DATA ANALYSIS

On March 15, 2023, the Department of Commerce of Sree Narayana College Nattika, in association with the PG Forum, organised a one-day workshop titled "**Data Analysis Using Excel**" at the language lab for final-year PG students. Dr Madhusoodhanan Kartha N V, Assistant Professor of Commerce of Sri C Achutha Menon Government College, Kuttanellur, Thrissur, was the resource person for the programme.

PROGRAMME

| | |
|----------------------|--|
| Prayer | : Lakshmi Priya.M.J & Karishma.P.H |
| Welcome Speech | : Smt.Praveena Vijayan HOD, Department of Commerce |
| Presidential Address | : Dr.Jaya.P.S Principal, S.N.College, Nattika |
| Felicitation | : Dr.Sankaran.K.K IQAC Coordinator |
| Keynote Address | : Dr.Madhusoodanan Kartha.N.V Assistant Professor of Commerce Sri.Achuda Menon Government College, Kuttanellur,Thrissur |
| Vote of Thanks | : Vidya.A. P G Forum Coordinator |

**ONE DAY WORKSHOP ON
DATA ANALYSIS USING EXCEL**

Organised by Department Of Commerce in
Association with PG Forum

On 15th March 2023

Dr.Madhusoodanan Kartha N V,
Assistant Professor of Commerce,
Sri.C.Achutha Menon Government College,
Kuttanellur, Thrissur

**SREE NARAYANA COLLEGE,
NATTIKA, THRISSUR**
THRISSUR DISTRICT,KERALA 680566
AFFILIATED TO UNIVERSITY OF CALICUT &
RE-ACCREDITED (Cycle III) BY NAAC WITH B+ GRADE
FIST & RUSA Funded, DBT STAR Status Institution

The programme began at 9.30 a.m. with a prayer by Lakshmi Priya M.J. and Karishma P.H., 2nd year M.Com. students. The welcome speech was delivered by Smt. Praveena Vijayan (Head of the Department of Commerce). Felicitation was given by Dr Sankaran KK, IQAC Coordinator of the college. The keynote

address was delivered by Dr Madhusoodhanan Kartha, and the session started with a brief introduction to data analysis using Excel. He also explained different kinds of variables and how to formulate hypotheses in research. He demonstrated how to calculate descriptive statistics using Excel, which include mean, median, mode, standard deviation, variance, kurtosis, and skewness. All the students were provided with an individual computer, which made everyone follow the session very clearly. The resource person also discussed inferential statistics, which includes Z-tests, T-tests, F-tests, ANOVA tests, Student T-tests, and regression analysis using Excel. The session was quite interesting and interactive..





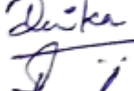






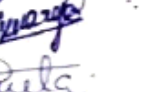






The workshop ended by 3.30 p.m. Athira PR, 4th semester M.Com. student, gave brief feedback about the class. Vidya A, PG Forum coordinator, delivered a vote of thanks for the programme .

One Day workshop on Data Analysis using Excel.

Time 9.30 to 3.30.

15/3/20

| Sl. No. | Name of Student. | Class | Signature. |
|---------|--------------------|------------------------|---|
| 1 | Rakendhu. Rajesh | 11 th M.Com |  |
| 2 | Nehala. P.B | " |  |
| 3 | Aleena Jackson | " |  |
| 4 | Anaka. P.G | " |  |
| 5 | Devika Unni T.U | " |  |
| 6 | Sandra C.N | " |  |
| 7 | Amina. P.A | " |  |
| 8 | Jasha. P.B | " |  |
| 9 | Shreya. K.R | " |  |
| 10 | Lakshmi Priya. M.J | " |  |
| 11 | Adithya. P.R | " |  |
| 12 | Aiswarya V.S | " |  |
| 13 | Anagha P.S | " |  |
| 14 | Analcha Reji | " |  |
| 15 | Farsana. V.M | " |  |
| 16 | AISWARVA. A.G | " |  |
| 17 | Saeela. V.B | " | |
| 18 | Aiswarya. T.R | " | |
| 19 | Shriya Davis | " | |
| 20 | Kavya. P.R | " | |
| 21 | Aranya. P.M | " | |
| 22 | Arathy. S.S | " | |